



Distribution Outlets for the Dryblower

publication is not produced by the Cue Shire and any complaints /articles should be directed to the Cue CRC.

& co, Cue Shire, Cue CRC
en of the Murchison B&B
chison Club Hotel
Caravan Park

ns of the Dryblower are available electronically either

cue.crc.net.au or cue.wa.gov.au

Want to share something

Size	B/W	Col
Full page	\$30.00	\$60.00
Half page	\$15.00	\$30.00
Quarter page	\$10.00	\$20.00
Eight page	\$5.00	\$10.00

All Advertising rates are in

Unable to collect your copy ?

complete the form below and send it with postage to:

EDITOR
"THE DRYBLOWER"
CUE CRC

Address.....

Phone:.....

Subscriptions are for a 12 month period


Disclaimer

The information in this publication is of a general nature and does not necessarily reflect the views of the CRC or its employees. While the CRC attempts to publish all contributions submitted, it reserves the right to edit or refuse to publish contributions which may be considered defamatory or inappropriate. No liability shall be incurred by the editor for any omissions or errors in published articles and contributions.

Contact

CRC ROBINSON STREET, CUE
PHONE: (08) 9963 1198
FAX: (08) 9963 1197
EMAIL: CUE@CRC.NET.AU

Contributions, articles and advertisements should be submitted to the editor.



Good people of Cue

at a lovely warm start to the year we are having, and as usual all the looking storm cells that have been developing over the past couple have all gone around us, just leaving a bit of humidity behind. I hope e's Christmas was an enjoyable affair and that the rotund one in the behind what you were hoping for, if not there is always this year.

again it has been a peaceful time around town and a nice break from t stream of trucks rumbling down the main street, although it will only ed it gives the old buildings a little respite from having their foundation out from underneath them, hopefully it won't be too long and the road will have new pavement laid on it which will make things a lot smoother and give the main street a much needed facelift, to compliment the developments that have taken place over the last year.

oping this year might see a return of the president's report and also the manager's contribution so as to inform us all of what is taking place and e can expect to be undertaken in the months ahead. Everybody seems their own ideas of should be happening and are ready to criticise if it is agenda without knowing what is taking place and just how busy our s ce is. Just a thought that a little bit of info like we used to get would b addition for the readership as I'm sure we all care about our wonderful age. Have a fantastic January everyone.

Content of this editorial does in no way reflect the views or opinions of the councillors or any of its staff. Responsibility for the information and d in this editorial lies entirely with the author.

an returned to her home one day to find her husband pacing around with a fly swatter at the ready and asked "are you doing", "Hunting flies" he replied "Oh and are you getting any required,

"Fetch a three males and two females" he answered. "Gosh how can



Come & celebrate Australia Day with a Breakfast Barbie

Friday, 26 January 2018

8.00am to 10.30am

Victoria Street Park
next to the Cue Town hall



Join us for bacon, eggs, sausages and more.
Face painting, music, giant slide and giveaways

We hope to see you there

CELEBRATE AUSTRALIA DAY

Proudly org



PUBLIC NOTICE

Shire of Cue

2016-2017 Annual Meeting of Electors

In accordance with Provisions of the *Local Government Act 1995*, Electors of the Shire of Cue are hereby notified that the Annual General Meeting of Electors will be held on Tuesday 23 January 2018 in the Council Chambers, 73 Austin Street, Cue WA, commencing at 6.30pm.

Business:

Consider the 2016-2017 Annual Report

General Business (At the discretion of the Shire President)

The 2016-2017 Annual Report is available on the Shire of Cue website or from the Shire of Cue Administration Office.

Rob Madson

Chief Executive Officer



Life goes on...

Whether you choose to move on and
take a chance in the unknown,
or stay behind, locked in the past,
wondering of what could've been.

— James Valentine

Love is like a

lost object

If you search too hard, you won't find it.

But if you just forget about it momentarily,

it will show up in the

most unexpected way





Chinese new year Celebrations

**Come join us at the Cue CRC for
a feast of Chinese food**

Where: Cue CRC old Post Office building

When: Tuesday the 20th February

Time: 11.30am to 1.30pm

**Please bring a plate of your
favorite Chinese food to share**

**Bookings essential ring Ruth on
99631198**



1906 De Dion car Cue

Kids Fun Activity afternoon

Where: Cue CRC

When: 25th January 2018

Time: 1pm-3pm

**Ten pin bowling and other
games**



DoT Remote Services will be visiting Cue



Date: Monday 29th January 2018 1pm—3pm

Location: Cue CRC –Old Post Office Building

We will be able to help you with the following services:

- | | |
|---------------------------------|---------------------------------------------|
| • theory test | • registration and driver's licence renewal |
| • photo to card applications | • vehicle transfers |
| • driver's licence applications | • return of vehicle plates |
| • change of address | • driving assessments |

To enable us to help you, please ensure you bring your birth certificate, Medicare card, photo ID card and two types of proof of residency, along with cash or card for payment.

For enquiries please call: Karen 99560116

Sometimes quicker is better with DoT Direct

Whether you're renewing your licence, transferring vehicle ownership or checking your demerit points, DoT Direct is quick and easy to use wherever you are.

afternoon

Light refreshments served

When: 6th February 2018

Where: Cue CRC

Time: 4.30pm

Cost: gold coin donation

Movie: TBA



Subject: The farmer

you just have to be careful with those little old ladies

The farmer stopped by the local garage to have his truck fixed. They couldn't do it while he waited, so he said he didn't live far and would just walk home.

On the way home he stopped at Bunnings and bought a bucket and a 4 litre tin of paint. He then stopped by the market and picked up a couple of chickens and a goose. However, struggling outside the market he now had a problem - how to carry his entire purchases home.

While he was scratching his head he was approached by a little old lady who told him she was lost. She asked, 'Can you tell me how to get to Church Lane?'

The farmer said, 'Well, as a matter of fact, my farm is very close to the lane I would walk you there but I can't carry this lot.'

The old lady suggested, 'Why don't you put the tin of paint in the bucket. Carry the bucket in one hand, put a chicken under each arm and carry the goose in your other hand?'

'Why thank you very much,' he said and proceeded to walk the old girl home.

On the way he says 'Let's take my short cut and go down this alleyway. We'll be there in no time.'

The little old lady looked him over cautiously then said, 'I am a lonely widow without a husband to defend me... How do I know that when we get in the alleyway you won't hold me up against the wall, pull up my skirt, and have your way with me?'

The farmer said, 'Jesus lady! I'm carrying a bucket, a 4 litre tin of paint, two chickens, and a goose. How on earth could I possibly hold you up against the wall and do that?'

The old lady replied, 'Set the goose down, cover him with the bucket, put the paint tin on top of the bucket, and I'll hold the chickens!!!'



Beautiful
things happen when
you distance yourself

**When nothing
is going right,**









...ities. If we talk about your health, you will enjoy a good health. This year will be average for students because but you will get the desired results till October because of the favourable support of Jupiter. At financial front, your expenditure is expected to be high throughout the year but your income will be regular and you will not face financial crunches. Your family life will be blissful and you will have a very good marital understanding with your life partner. Stars suggest that an auspicious occasion is likely to take place at your home. You will progress enormously in business or job this year. Overall, time is good for new ventures.



Taurus Horoscope 2018

This year 2018 seems very significant Taurus zodiac sign. During this period, you will work very hard in order to earn money and fulfil all your responsibilities. You need to be very patient and positive around this time. If we talk about your health, There are possibilities of serious health issues. Be careful while driving or using machinery tools. For students, this year is going to be average. At economic front, challenges may come your way but you will be able to save money with your efforts. At family front, you may get mixed results, so be careful in your relationships and avoid using wrong words. It may create misunderstandings and rifts between you, your partner and other family members. You may get the expected results at the end of the year. If we talk about your career, this year will not be very smooth for you. Things may happen gradually but your hard work and efforts will surely fetch you fruitful results.



Gemini Horoscope 2018

This year is expected to bring some really good changes to your life. During this period, you will be passionate about knowledge, awareness and self-improvement. In addition, you may become very stubborn, but remember that your priority should be increasing your knowledge and skills. If we talk about your health, at times you may feel lazy due to the aspect of Saturn, but aspect of Jupiter will help you to control it. Hence, you will enjoy good health around this time. However, you face some educational hurdles like lack of concentration but with your hard work and determination, you will be able to achieve your goal. You may get mixed results in terms of finance, though you will earn good money you are unable to save money. Better financial planning is needed this year. Also, time is good for your marital and love life as well. There will be peace and harmony in your domestic life. When it comes to work, you will do great and advance with your smart work.



Cancer Horoscope 2018

This year you may get honour and respect at a higher level, so you need to be prepared for such situations. At health front, you may get mixed results during this time. In money matters, you need to be very careful this year. However, you will get new sources of income but your expenditure might be the reason of concern. The 2018 Cancer forecast says that time is good for students, especially in higher education. Your family life is expected to remain disturbed during this period, so you need to keep control over your anger and don't be so stubborn. However, things will settle down soon and you will get the expected results at the end of the year. At the work front, this year seems to be good especially in your job.



Leo Horoscope 2018

This year your internal intelligence will remain good and it will be admired by everyone including your rivals. But your external presentation needs a check. At times, you may face challenges in your health. Stay positive and stay motivated.



Virgo Horoscope 2018

This year you may face a lack of energy and imbalanced energy, so you are advised to be patient and make yourself prepared for everything. If we talk about your health, this appears not to be a pleasant one due to the aspect of Saturn. According to astrological analysis for Virgo, some serious health related issues might trouble you during this time. You may face some educational hurdles like lack of concentration and weak memory. There will be a good cash flow this year. At domestic front, you will get mixed results. Also, this time is appropriate for your love life. If we talk about your work, this duration will be very progressive but things might happen gradually making you impatient. But your hard work and efforts will definitely give you exactly what you wanted.



Libra Horoscope 2018

Good deeds will surely fetch you good results during year 2018. But try to stay away from negative thoughts and move ahead with a positive attitude. If we talk about your health, this year you will enjoy a good health but at times you may feel irritated and emotionally depressed. Astrologically speaking for Libra star sign, the time is favorable for you and they are expected to score good marks during this time. At financial front, this is going to be a mixed type of year. So, keep a check on your expenditure. Time is good for both married and love life but avoid unnecessary arguments and disputes. Also, this is an important time at work front. But you have to put lots of effort to achieve success.



Scorpio Horoscope 2018

This year you may have connections with distant places. Health wise, this is going to be a mixed type of year. Your food habits need a check during this time. Scorpio 2018 predictions indicate that problems related to stomach and mouth might trouble you. At financial front, this year will not be so good for you. Challenges may come your way and you have to work very hard to earn good money. Your familial and love life is expected to stay good. But some tiffs are possible during this period. You are likely to get better results in the end of the year. At work, time will not be at its best during this



Sagittarius Horoscope 2018

In 2018, your efforts are expected to fetch you nice opportunities and some really good things are expected. You will get benefits through different mediums because of the presence of strong Jupiter in the XI house till October. During this period, you will progress enormously. If we talk about your health, as per Sagittarius 2018 horoscope, there are no major health issues will trouble you. But your hectic schedule might make you tired. So, take proper rest along with your work. Students are expected to perform well during this year. There will be a good cash flow around this time but you will be unable to save more due to the presence of Ketu in the 11th house. Time is favorable for both married and love life as well. But some challenges are possible so exercise control over your anger and words. Also, time is good for your work. Chances of some unexpected huge profits.



ess during this period. At financial front, you will get good income and enjoy all luxuries of life. If in job, you are expected to get promotion around this time and if you are running your business then chances are high of some unexpected huge benefits. Overall, lots of positive developments are expected.

Aquarius Horoscope 2018

Lord of your sign is in 11th house and Jupiter is aspecting ascendant, hence you are expected to get good results. At health front, this is kind of mixed time for health. At work front, you may feel tired and may feel some pressure in taking decisions. But no major health issues are expected this year. For students this year appears to be a pleasant one. Financially, some positive changes are expected during this period. Your income is likely to increase. Your marital life will be blissful and you will enjoy some memorable time with your family. Overall, time is favorable for your love life. You will achieve huge success at your workplace.



Pisces Horoscope 2018

In 2018, your sign is going to transit in the 8th house till the month of October, hence you have to put lots of efforts and better planning is required during this period. At work front, you need to be really cautious around this time. Be careful while driving a vehicle. For education, this time appears not to be a pleasant one but students of research may get good results. You may get average results at familial front, as per Pisces 2018 astrological predictions. Also, some problems may occur in your love life. You both may have a difference of opinions which might be the reason of your dispute. At work front, you need to work hard in order to get success.



WESTERN ASTROLOGY STAR SIGN DATES

Aries (March 21-April 19)

Taurus (April 20-May 20)

Gemini (May 21-June 20)

Cancer (June 21-July 22)

Leo (July 23-August 22)

Virgo (August 23-September 22)

Libra (September 23-October 22)

Scorpio (October 23-November 21)

Sagittarius (November 22-December 21)

Capricorn (December 22-January 19)

Your 2018 Horoscope

Rat 2018 Chinese horoscope

's birth years:

1948, 1960, 1972, 1984, 1996, 2008, 2020

Year of the Dog 2018 horoscope for the Rat, first sign of the Chinese zodiac
The Year of the Earth Dog 2018 is a year of rest with long-term beneficial effects, during which the natives of the Year of the Rat feel the need to take the time to rest and recharge, away from the noisy movement of the world

Ox 2018 Chinese horoscope

's (Buffalo) birth years:

1949, 1961, 1973, 1985, 1997, 2009, 2021

Year of the Dog 2018 horoscope for the Ox, second sign of the Chinese zodiac
In 2018 the patience of the Ox is put to strain. Yet, the year is rather good overall. Within the home, the lack of discernment and understanding in the couple may be the cause of transient disputes

Tiger 2018 Chinese horoscope

's birth years:

1950, 1962, 1974, 1986, 1998, 2010, 2022

Year of the Dog 2018 horoscope for the Tiger, third sign of the Chinese zodiac
2018 is a rather good year for the Tiger. The fact that the Tiger is in the same trinity triangle as the Dog, animal of the year 2018, allows him to be immune to important problems he could face during this period

Rabbit 2018 Chinese horoscope

's (Hare, Cat) birth years:

1951, 1963, 1975, 1987, 1999, 2011, 2023

Year of the Dog 2018 horoscope for the Rabbit, fourth sign of the Chinese zodiac
2018 is a very beautiful year for the Rabbit, fourth animal of the Chinese



2, 1964, 1976, 1988, 2000, 2012, 2024

Year of the Dog 2018 horoscope for the Dragon, fifth sign of the Chinese

Zodiac - For the Dragon, the year 2018 is a perfect period to refocus on himself and put his affective and financial life back in order

Snake 2018 Chinese horoscope

Snake's birth years:

1953, 1965, 1977, 1989, 2001, 2013, 2025



Year of the Dog 2018 horoscope for the Snake, sixth sign of the Chinese

Zodiac - During the Year of the Earth Dog 2018, the Snake is brought to be more serious and more precise. The Year of the Earth Dog 2018 is a calm and rather serene year for the Snake

Horse 2018 Chinese horoscope

Horse's birth years:

1954, 1966, 1978, 1990, 2002, 2014, 2026



Year of the Dog 2018 horoscope for the Horse, seventh sign of the Chinese

Zodiac - During the Year of the Dog 2018, the Horse is more centered on the needs of his home and family. It's for the better, because it's a period during which his plans for long distant journeys are put on hold

Goat 2018 Chinese horoscope

Goat's (Sheep) birth years:

1955, 1967, 1979, 1991, 2003, 2015, 2027



Year of the Dog 2018 horoscope for the Goat, eighth sign of the Chinese

Zodiac - In 2018, the Goat (Sheep) learns to say no and manages to prioritize his personal goals for himself against the desires of his loved ones

Monkey 2018 Chinese horoscope

Monkey's birth years:

1954, 1956, 1968, 1980, 1992, 2004, 2016



Year of the Dog 2018 horoscope for the Rooster, tenth sign of the Chinese zodiac - The Year of the Earth Dog 2018 is a favorable year for the Rooster, during which he may consider to start new projects, following his boastings during the previous year, the Year of the Fire Rooster 2017

Dog 2018 Chinese horoscope

Birth years:

1956, 1958, 1970, 1982, 1994, 2006, 2018



Year of the Dog 2018 horoscope for the Dog, eleventh sign of the Chinese zodiac - The Year of the Earth Dog 2018 is an opportunity for the Dog to consolidate his achievements and to renew his motivation. In 2018, happiness is at the door of the Dog, and he only needs to reach out to grasp it

Pig 2018 Chinese horoscope

Birth years:

1957, 1959, 1971, 1983, 1995, 2007, 2019



Year of the Dog 2018 horoscope for the Pig (Boar), twelfth sign of the Chinese zodiac - During the Year of the Earth Dog 2018, the Pig reconciles himself with the fundamental values of respect and attention to others. The Pig also benefits from the Year 2018 to restore order in his sentimental and friendly life

Years Corresponding to Chinese Zodiac Signs

Rat: 1900 1912 1924 1936 1948 1960 1972 1984 1996 2008 2020

Ox: 1901 1913 1925 1937 1949 1961 1973 1985 1997 2009 2021

Tiger: 1902 1914 1926 1938 1950 1962 1974 1986 1998 2010 2022

Rabbit: 1903 1915 1927 1939 1951 1963 1975 1987 1999 2011 2023

Dragon: 1904 1916 1928 1940 1952 1964 1976 1988 2000 2012 2024

Snake: 1905 1917 1929 1941 1953 1965 1977 1989 2001 2013 2025

Horse: 1906 1918 1930 1942 1954 1966 1978 1990 2002 2014 2026

Sheep/Goat: 1907 1919 1931 1943 1955 1967 1979 1991 2003 2015 2027

Monkey: 1908 1920 1932 1944 1956 1968 1980 1992 2004 2016 2028

Rooster: 1909 1921 1933 1945 1957 1969 1981 1993 2005 2017 2029

SERVICES

December Appointments

GP Clinic	9th & 23rd
& DIABETIC EDUCATOR	10th
THERAPIST	15th
ATIONAL THERAPY	Please enquire
ogist	Every 2nd week—Please enquire 9963 0 100
HEALTH	0
TRICIAN	22nd IN Mt Magnet
on DENTAL	For appointments 0427386647

AMBULANCE
POLICE
FIRE BRIGADE

PHONE: **000**

FOR AFTER HOURS NURSE
PHONE: 99630100

Man: "Why didn't you take the bus?"

Man: "I don't have a driver's license for the bus."

Shop assistant: "Cupcake?"

Man: "OK, Cupcake, I'll have that there, please."

Irish Joke

Paddy goes to court for armed robbery!
The jury foreman comes out and pronounced "Not Guilty!"
Paddy's grand, shouted Paddy!
Does that mean I can keep the key?"



MT MAGNET MEATS



The only FRESH
PRODUCE BUTCHER
in the Mid West

Phone or Fax your
orders for quick
pick up
Bulk meat special
Quality meat at Fair
prices

76 Hepburn St
(Main Street)

Phone / Fax
9963 4195

Mon—Friday
9—5 pm

Saturday



Turkey noodle soup

Ingredients

- 250g flat rice noodles
- 2 cups leftover turkey meat, sliced
- ½ cup mint leaves
- ½ cup coriander leaves
- 2 spring onions, thinly sliced
- 1 long red chilli, thinly sliced
- 2 limes, quartered
- 1 roast turkey carcass (see tip)
- 1 onion, roughly chopped
- 3cm piece ginger, sliced
- 2 garlic cloves sliced
- 2 cinnamon sticks
- 2 star anise
- ½ teaspoon black peppercorns
- 10 cups of water
- 2 tablespoons fish sauce
- 1-2 tablespoons soy sauce
- 2 teaspoon brown sugar

Method

Step 1.

To make the stock, combine turkey bones, onion, ginger, garlic, cinnamon, star anise, peppercorns and water in a large saucepan. Bring to the boil. Reduce heat to low. Cover and simmer for 1 hr. Uncover and simmer for 30 mins or until liquid reduces slightly. Strain through a sieve into a clean saucepan and heat until almost boiling. Season with fish sauce, soy sauce and sugar.

Step 2.

Place noodles in a large heatproof bowl. Cover with boiling water. Stand for 5 mins then drain. Divide among bowls. Add the sliced turkey. Ladle the hot stock into the bowls, and add top with mint, coriander, spring onion and chilli. Serve with lime wedges.



Ingredients

- 2 Tablespoons extra virgin olive oil
- 2 rashers middle bacon, fat trimmed, finely chopped
- 1 large red onion, halved thinly sliced
- 75g (1/2 cup) dried cranberries
- 80ml (1/3 cup) apple cider vinegar
- 55 (1/4 cup) brown sugar firmly packed
- 2 (about 560g) fresh pizza bases
- 300g sweet potato, thinly sliced
- 200g (2 cups) fresh Mozzarella, coarsely grated
- 300g cooked shredded turkey
- 1/4 cup fresh sage leaves

Method

Step 1.


Preheat oven to 230C/210C fan forced. Heat 1 tbs oil in a saucepan over medium-low heat. Cook bacon, stirring, for 1 minute or until golden. Stir in the onion for 3 minutes or until soft. Stir in the cranberries for 1 minute. Add the vinegar and sugar. Cook, stirring, for 1-2 minutes or until the sugar dissolves. Simmer, stirring occasionally, for 8-10 minutes or until the liquid is almost all evaporated.

Step 2.

Place the pizza bases on 2 baking trays. Spread with the onion mixture. Combine the potato and 2 tsp oil in a bowl. Spread the potato over the pizzas. Sprinkle with the cheese and top with the turkey. Bake for 12 minutes or until cheese melts.

Step 3.

Combine the sage leaves and remaining oil in a bowl. Season. Sprinkle sage over pizza. Bake for 5 minutes or until golden and crisp.





• Do a nature hunt- make a list and see what you can find.

Suggestion list to follow

- **Write a daily diary**
- **Clean your room and surprise mum**
- **Create a play and entertain family/friends**
- **At night go outside and try to see who is first to see satellite**
- **Make a kite out of newspaper and sticks - pattern to follow**
- **Make a picture out of leaves and sand and sticks**
- **Make paper mache bowls – pattern to follow**
- **Make jewelry out of straws – pattern to follow**

Nature Hunt

✓	Item	✓	Item
	tree		ant
	Leaf green		Leaf spotted
	Wood Lizard		Gecko
	Red flower		Yellow flower
	Smooth rock		Funny shape rock
	Beetle		Spider web
	Crow		Eagle
	Goat		Kangaroo
	Joey		Moon
	Clouds		Slaters
	Pidgeon		Dove
	Bird nest		Dead leaves
	4 different shaped leaves		4 different beetles
	Skink		Willie wag tail
	Magpie		Mud Lark
	White rock		Red/brown rock
	Dog		Cat
	Budgerigar		Honey eater
	Rotting leaves		Bendable sticks



Materials:

- 1) Newspaper 2) string or ribbon 3) glue 4) straight sticks about 30-60cm long

Instructions

1. **Look for sticks.** We found a jackpot on a fallen tree branch in our neighbor's yard!
2. **Use your string** to tie the sticks into a cross. You'll want the horizontal stick to be slightly shorter than the vertical stick.
3. **String your string** around the ends of the sticks. You may have to cut small notches in the sticks to help the string stay in place
4. **Unfold your newspaper** and cut a pattern to match the shape of your kite frame. Make it an inch or two larger than your frame, all the way around, so you can fold the edges over.
5. **Spread the newspaper** over your stick frame, fold the edges over your string and glue in place. (Our glue bottle got clogged, so my girls had to use cotton tips to spread their glue.)
6. **Tie a long string** to the kite where the sticks cross.
7. **Grab the string**, run a little, and fly your kite!

Note: I don't recommend attempting to make your kite outside on a windy day. It was very difficult to work with the newspaper as it always tried to fly away!



A house has 4 walls. All the walls are facing south, and a bear is circling the house. What colour is the bear.

Q. You walk into a room with a match, a kerosene lamp, a candle and a fireplace. Which do you light first?

Q. What starts with the letter "t", is filled with "t" and ends in "t"

Q. What gets wetter and wetter the more it dries?

...ate. They can craft this bowl or any size for trinkets in their
ms, as gifts or for a fruit bowl for the house. The possibilities
endless.

Make paper mache glue

...s can make all sorts of wonderful art projects with paper mache: pinatas, masks,
...obe, pencil holders. So here's how to make paper mache glue from water and
...r so they can get their hands messy



What you need

- plenty of recycled paper, for example: lolly wrappers, coloured paper, coloured foil, envelopes, comics, newspaper, magazines, wrapping paper
- paint and paintbrushes
- newspaper ripped into small pieces/ strips (4-5cms wide and at least 15cms in length).
- a balloon, a wide cup/ small bowl, Vaseline, scissors, [homemade glue](#)
- paintbrush
- strip of card, approx. 2cm x 25 cm
- stapler, masking tape

Activity

make bowl:

- Lay newspaper out on the table and create a work area.
- Blow up the balloon and fasten with a knot.
- Spread plenty of Vaseline all over it.
- Push the balloon in the cup with the knot facing into the cup.
- Brush over some paste with the paintbrush on the top half of the balloon.
- Cover the top half of the balloon (that is covered in paste) with strips of newspaper.
- Make sure the newspaper is wet entirely with glue - add more if required.
- Lay the strips horizontally and vertically as this will strengthen the bowl.
- You end up with an air bubble or glue lump, tear a smaller bit of newspaper and press it firmly over it, push it out.
- Cover the ends that haven't been glued down properly with glue.
- Add at least six layers of newspaper and glue to the top half of the balloon.
- Leave it to dry in a warm, sunny place for the day.
- When dry remove the newspaper mould from the balloon.
- Smooth off the rough edges, using scissors.
- make a base for the bowl:
- Turn the bowl upside down.
- Make a loop / circle with the strip of card, and staple in place.
- Attach the loop to the base of the bowl with masking tape.
- Spread some glue and cover it with newspaper pieces / strips.
- Once the bowl and base are completely dry it is ready to be decorated.
- Essentially you are decoupage (paper collaging) the bowl.
- Cover it entirely with your selected paper and glue.
- Paint if you desire.
- Decorate until all of the newspaper is covered with colour and patterns.

Notes:

- Wallpaper paste will work well for this activity. You can buy this from hardware shops. Put about a tablespoon in a bowl. Add water and mix until it binds together. It should be thick enough to brush



Did you know you can make some pretty nifty jewellery using plastic drinking straws? Here are some cool ways to melt and make some cute jewellery at home.

What you will need

- brightly coloured drinking straws
- an iron and baking paper
- a hole punch
- ribbon or string
- scissors

Activity

Method #1: Rainbow method

1. Lay a sheet of baking paper onto the ironing board and get Mum to heat the iron.
2. Choose four or five coloured straws and arrange them together, side by side.
3. Lay the straws, in their colour sequence, onto the middle of the baking paper. Fold the paper over the straws. The baking paper should be underneath and on top of the straws so that they don't melt on the ironing board.
4. Iron over the folded baking paper until the straws melt together.
5. Wait for the melted straws to cool and then peel them off the baking paper.
6. Shape the straws to fit snugly around your wrist.
7. Cut two holes in each end and thread string through the holes to get your bracelet on and off your wrist.

Method #2: Snipped ends method

1. Choose a selection of coloured straws. Snip 5mm pieces of the straws into a bowl until you have about a quarter of a cup.
2. Lay the snipped ends onto the baking paper and fold the baking paper over the top.
3. Iron the baking paper until the straw ends are melted together.
4. Wait for the straws to cool, then peel the mottled melted shape off the baking paper.
5. Shape it into a shape - e.g. heart, circle or diamond.
6. Cut a hole in the centre of your amulet and thread string through to hang it around your neck.

Notes and tips:

You can make an amulet using the rainbow method, just melt a thicker band of straws together and cut the shape out of the melted rainbow.

You can also make a bracelet using the 'snipped ends method.' Tip the ends onto the baking paper and press into a strip, melt with the iron and trim it into a bracelet.

always been infatuated by dream catchers and love how different one can be from the other. Creating a dream catcher with all the intricate webbing and pretty embellishments can be time consuming, so I came up with a simple version that is great for kids to make.

The perfect craft for an indoor or a weekend afternoon, and takes about an hour to put together. Don't fret—these directions are merely a guide. Let your little ones create their own special dream catcher with any colours, beads and feathers as they'd like!

Materials

Yarn
Margarine container or metal ring

Yarn (2-3 colours)

Scissors

Feathers

Glue

Instructions

1. Cut the outer rim of a margarine container to create a ring. (Optional: use a metal ring or any other circular object.)


2. Tie the yarn to the ring with a double knot, leaving about 2.5cm of yarn sticking out at the end. Begin wrapping the yarn around the ring, keeping it tight. It's easiest to keep the yarn on its original packaging as you wrap in order to prevent knotting. Continue wrapping the yarn until you cover the entire ring. Knot the remaining yarn to the small loop you left out when you started, and then create and tie a loop so that you can hang your dream catcher later on.

3. Using a different coloured yarn, tie a double knot at the top of the ring next to the loop, once leaving about an inch of yarn hanging out of the knot. Wrap the remaining yarn around the edges of the ring as many times as you'd like to create the design of your choice. When you're done, secure the yarn by tying it off onto the one-inch piece and cut off any excess ends.

4. Attach a piece of yarn that will hang from the bottom of the dream catcher. Tie it to the middle of the bottom of the ring (I found that a triple knot works best) and cut off the excess material. Add a few beads onto the yarn and tie as many knots as you need to so that the beads will not slide off. Cut off any extra yarn that may be hanging from the knot.

5. Insert the top end of a feather into the middle of the holes of the beads. Secure by adding a dab of glue in-between where the knot of the yarn meets the back of the feather. Repeat the steps for the two side strands.

6. You're done! A quick and easy craft that kids can do by themselves and proudly hang above their beds. Nightmares be gone!





Answers from page 33

**. The house is on the north pole,
so the bear is White.**

A. The match



Superhero Salad

Serves 6 - 8



Ingredients:

50g green beans
 punnet cherry tomatoes
 button mushrooms
 small bunch basil
 10g tin of corn kernels
 100g feta cheese
 2 tablespoons balsamic vinegar
 1 tablespoon olive oil



Equipment:

Chopping boards, scissors, large bowl, knives, can opener, strainer, tablespoon, large spoon

Recipe Tip:

Instead of green beans, use snow peas, canned green beans



2

Cut cherry tomatoes in half.
Slice mushrooms thinly.
Tear or cut basil leaves into pieces. Add to bowl.



3

Drain corn kernels. Add to bowl.




4

Measure balsamic vinegar & olive oil into bowl. Stir well.



5

Crumble feta cheese over salad.



Review of Cu Chi Day Camp, 1986